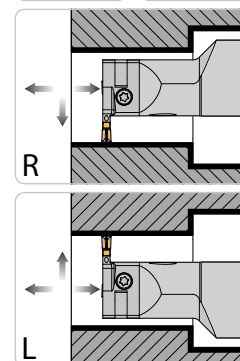
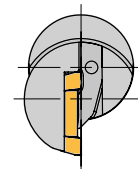
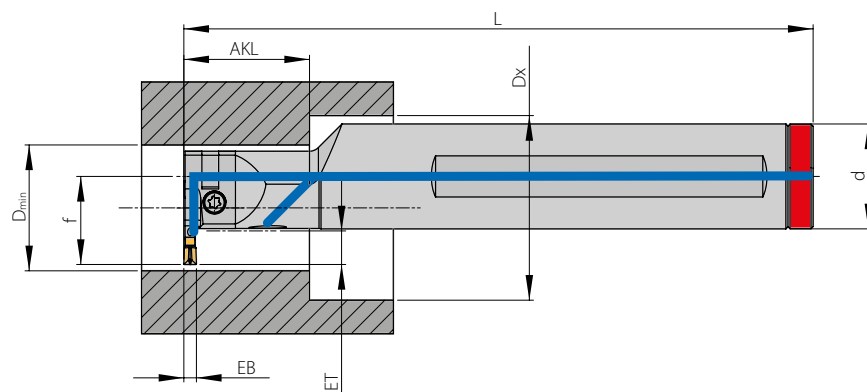


## Innenstechdrehen / Internal groove turning / Scanalatura interna



Rechte Ausführung abgebildet  
Right-hand execution shown  
Versione destra in figura

## Trägerwerkzeuge / Holders / Utensili

Bezeichnung Designation Articolo	D <sub>min</sub>	EB	ET	AKL	d	L	f	D <sub>x</sub>	PG 12	Schneideinsatz Insert Inserto
SIN20M-045-20-16L/R	16	2	4,5	20	16	110	13,0	27,5	●	212...
SIN20M-045-30-16L/R	16	2	4,5	30	16	110	13,0	27,5	●	212...
SIN30-080-30-20L/R	28	3	8,0	30	20	135	18,5	31,0	●	320...
SIN30-080-30-25L/R	28	3	8,0	30	25	150	21,0	41,0	●	320...
SIN30-080-50-20L/R	28	3	8,0	50	20	135	18,5	31,0	●	320...
SIN30-080-50-25L/R	28	3	8,0	50	25	150	21,0	41,0	●	320...
SIN30-110-30-25L/R	32	3	11,0	30	25	150	24,0	43,0	●	320...
SIN30-110-50-25L/R	32	3	11,0	50	25	150	24,0	43,0	●	320...
SIN30M-055-27-20L/R	20	3	5,5	27	20	135	16,5	33,0	●	316...
SIN30M-055-40-20L/R	20	3	5,5	40	20	135	16,5	33,0	●	316...

## Ersatzteile / Spare Parts / Ricambi

Trägerwerkzeug Holder Utensile	Schraube Screw Vite	Verschlussring Locking Ring Anello di tenuta
SIN20M...-16L/R	AS 0018	KVR 16
SIN30...-20L/R	SS 1111	KVR 20
SIN30...-25L/R	SS 1111	KVR 25
SIN30M...-20L/R	AS 0019	KVR 20